

| ELECTRICITY

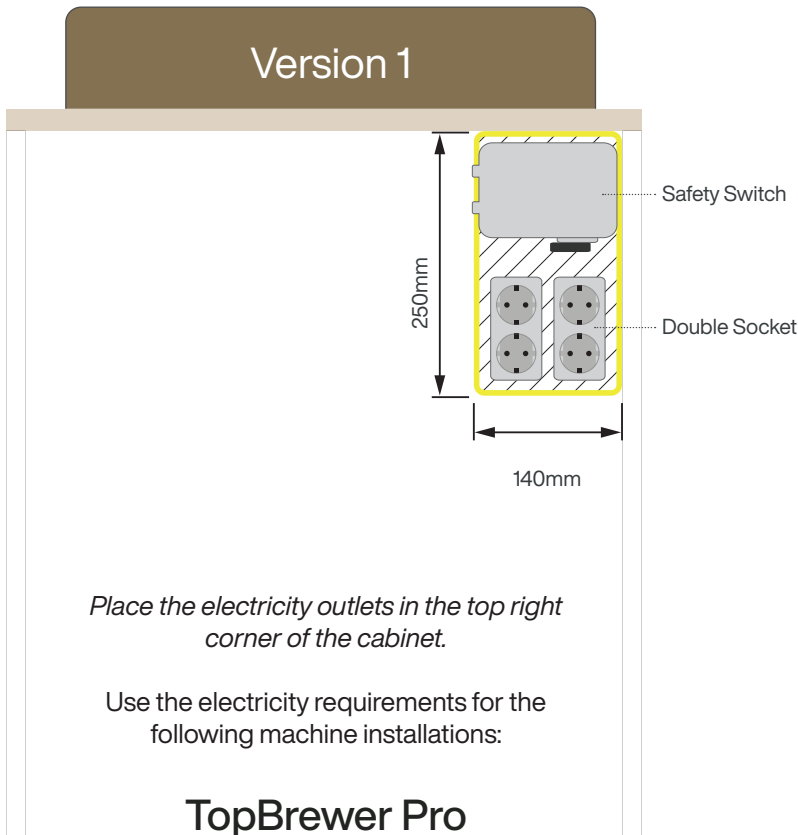
INFORMATION FOR
ELECTRICIAN

WATCH
VIDEO
GUIDE



Placement of electricity outlets in cabinet (EU Machine Installations)

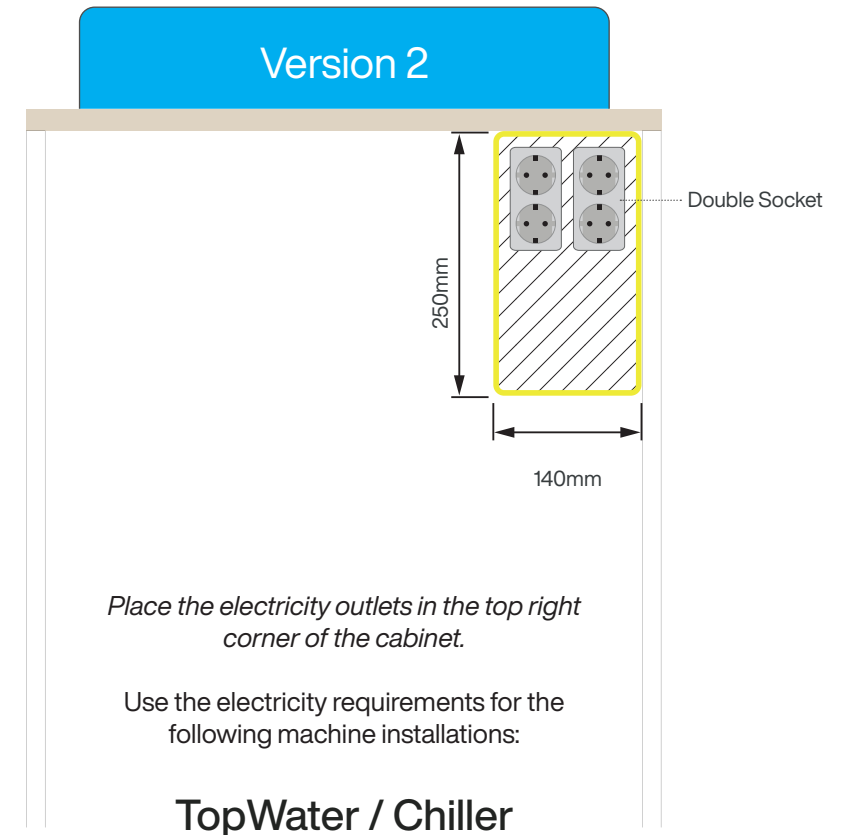
The correct placement of the safety switch and power strips are important to ensure space for later installation of ventilation system and machines.



3 phase	3 x13A, 3P+N+E with Safety Switch.
1558EUV ER XX.XX	2x Double Socket - 230V, 1P+N+E, type Schuko.

TopBrewer Compact

1 phase	1 x 20A (10A), 1P+N+E with Safety Switch.
1557EUV ER XX.XX	2x Double Socket - 230V, 1P+N+E, type Schuko.



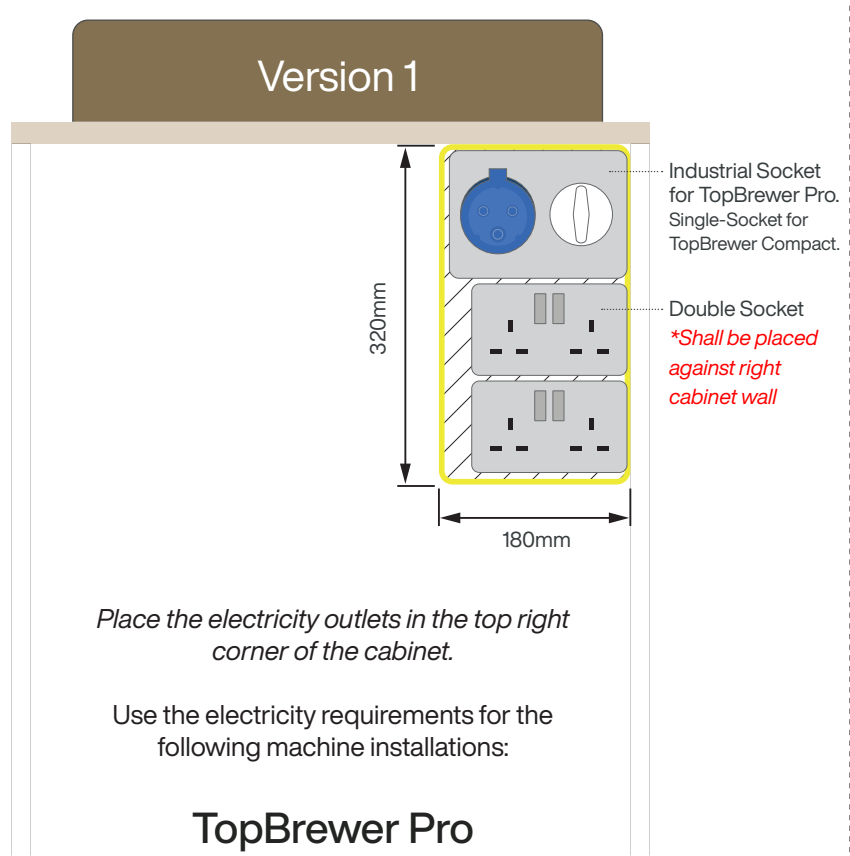
1160EUV ER XX.XX	2x Double Socket - 230V, 1P+N+E, type Schoko.
------------------	---

IMPORTANT

Electrical installations to be placed with this area.

Placement of electricity outlets in cabinet (UK Machine Installations)

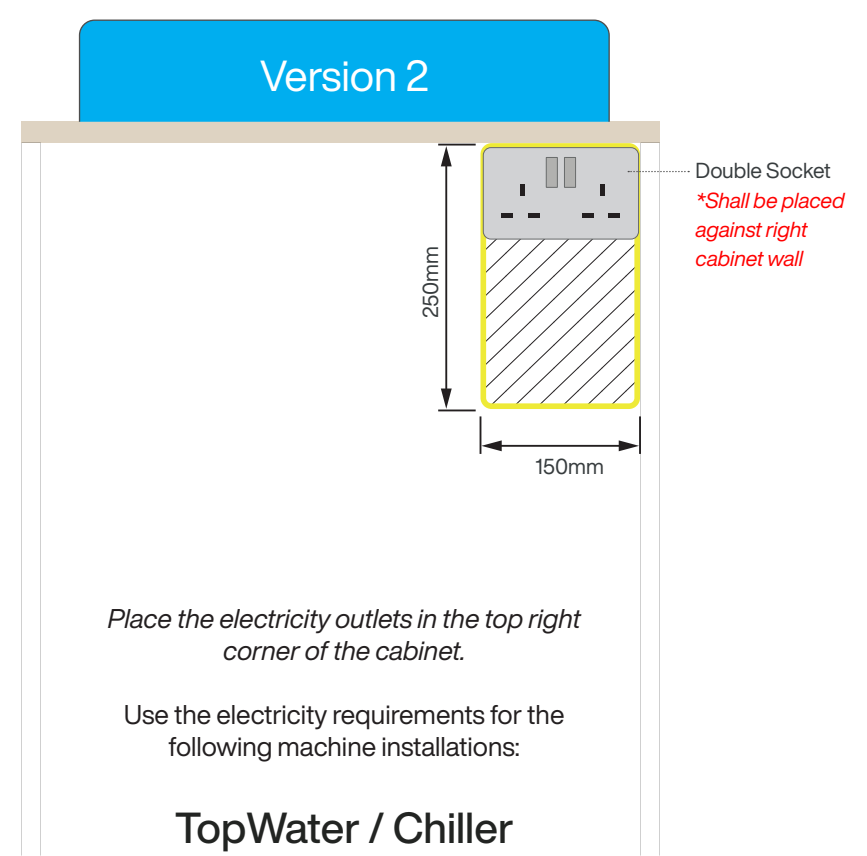
The correct placement of the safety switch and power strips are important to ensure space for later installation of ventilation system and machines.



1 phase	Industrial Socket 230V, Single Phase, 32A, Switched.
1558UKVER XX.XX	2 x 13A Double Socket - 230V.

TopBrewer Compact

1 phase	1 x 13A Single Socket, 230V.
1557EUVER XX.XX	2 x 13A Double Socket - 230V.



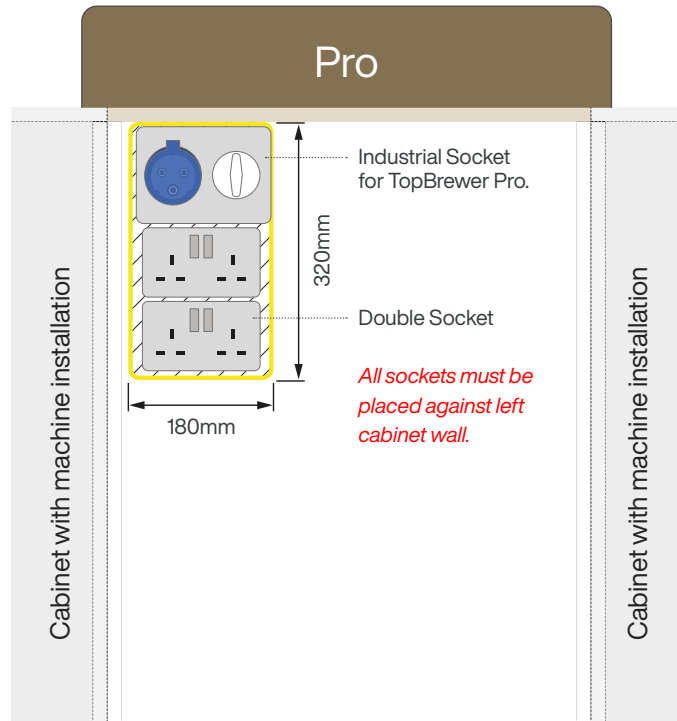
1160EUVER XX.XX	1 x 13A Double Socket, 230V.
-----------------	------------------------------

IMPORTANT

Electrical installations to be placed with this area.

Placement of electricity outlets in cabinet (UK Machine Installations)

The correct placement of the safety switch and power strips are important to ensure space for later installation of ventilation system and machines.



Use the electricity requirements for the following machine configurations:

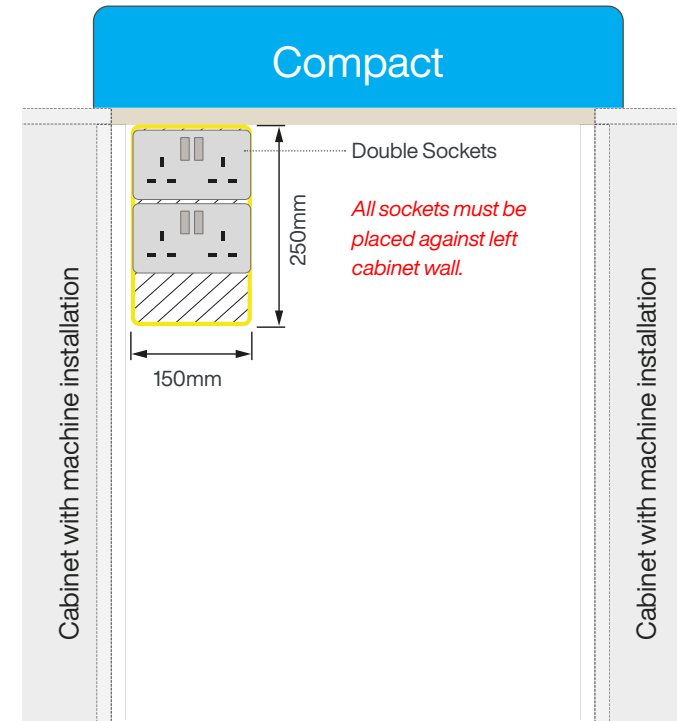
TopBrewer Pro

1 phase	Industrial Socket 230V, Single Phase, 32A, Switched.
1558UKVER XX.XX	2 x 13A Double Socket - 230V.



IMPORTANT

Electrical installations to be placed with this area.



Use the electricity requirements for the following machine configurations:

TopBrewer Compact

1 phase	1 x 13A Single Socket, 230V.
1557EUVER XX.XX	2 x 13A Double Socket - 230V.



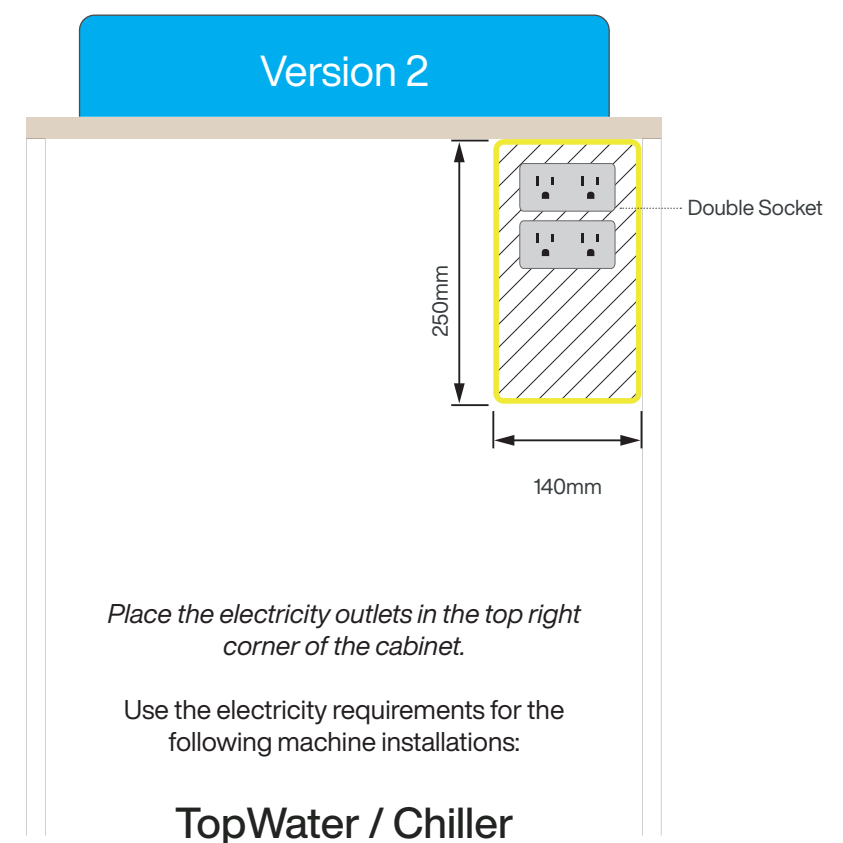
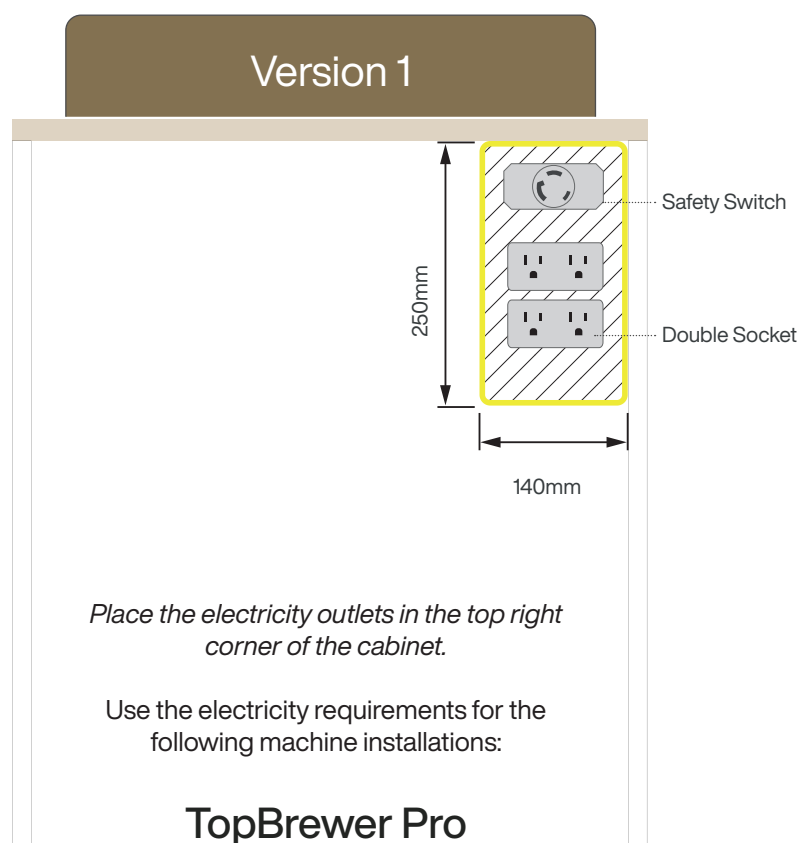
IMPORTANT

Electrical installations to be placed with this area.



Placement of electricity outlets in cabinet (US Machine Installations)

The correct placement of the safety switch and power strips are important to ensure space for later installation of ventilation system and machines.



2 phase	1x 30A, 2P, 208V, type L6-30 Twist Lock plug.
1558USVER XX.XX	2x Double Socket - 115V, 1P+N+E, Type B.

1160USVER XX.XX	2x Double Socket - 115V, 1P+N+E, Type B
-----------------	---

TopBrewer Compact

2 phase	1x 20A (10A), 208V, 2P, Type I6-30 Twist Lock plug.
1557USVER XX.XX	2x Double Socket - 115V, 1P+N+E, Type B.

IMPORTANT

Electrical installations to be placed with this area.